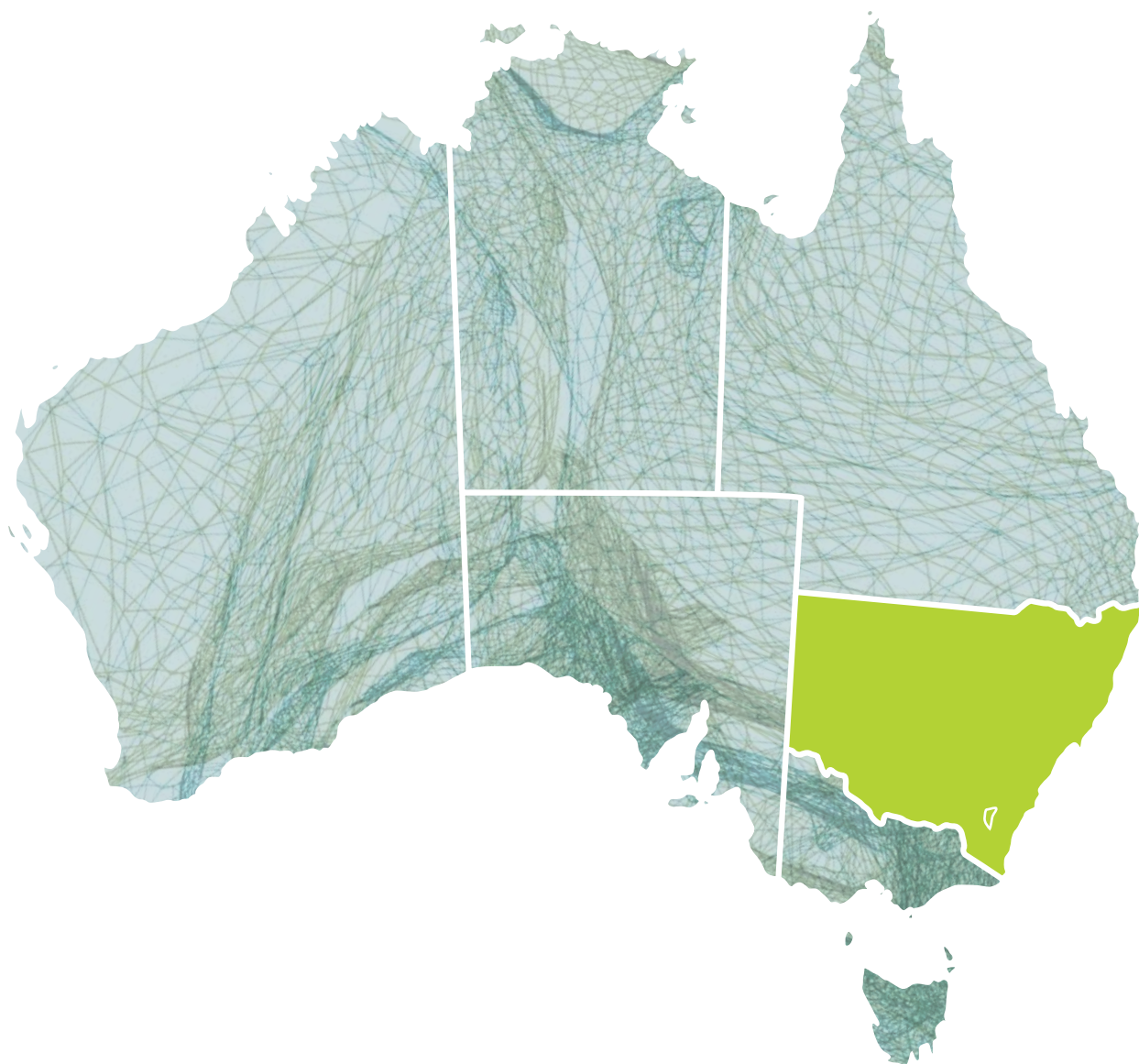


RESULTS FOR NSW & ACT

Burden of Osteoporosis, Osteopenia and
Associated Fractures in NSW & ACT



oa
osteoporosis australia

ACU
AUSTRALIAN CATHOLIC UNIVERSITY



Authors
Kerrie M Sanders, Jennifer J Watts, Julie Abimanyi-Ochom, Ghulam Murtaza

Osteoporosis costing NSW & ACT: A burden of disease analysis – 2012 to 2022

Summary – Key Findings

Burden of Osteoporosis, Osteopenia and Associated Fractures in NSW & ACT

Poor Bone Health: 2012-2022

- By 2022, it is estimated there will be 2.07 million older people in NSW & ACT with low bone mass, an increase of 26% from 2012.
- 1.9 million people in NSW & ACT aged 50 years and older (70%) have osteoporosis or osteopenia (poor bone health) in 2017.
- 1.6 million people in NSW & ACT aged 50 years and older (66%), had osteoporosis or osteopenia (poor bone health) in 2012.
- Among people in NSW & ACT aged 50 years and older, 15% had osteoporosis and 52% have osteopenia.
- Among people in NSW & ACT aged 70 years and older, 43% of women and 13% of men had osteoporosis (183,000 women and 43,100 men).

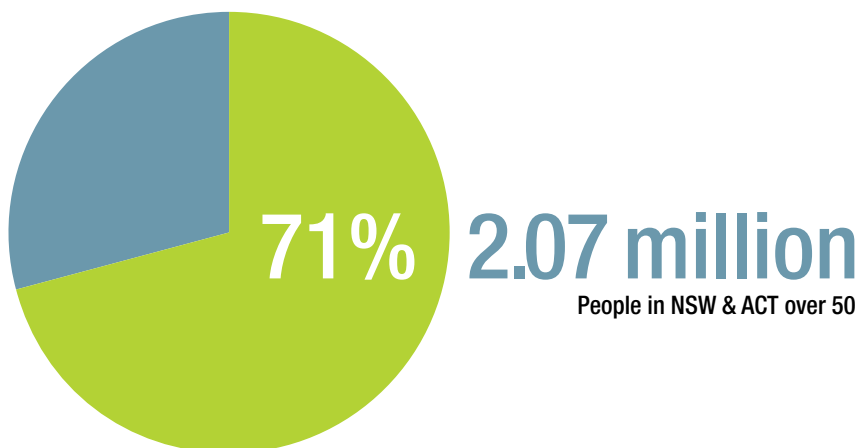
Fracture Impact: 2012-2022

- The total number of fractures over the ten year period 2013 to 2022 is projected to be 569,080.
- In 2022 it is expected there will be a 29% increase in the annual number of fractures (over 10 years) resulting in 63,685 fractures per annum.
- In 2022 there will be 174 fractures every day among older people in NSW & ACT. More than one in six of these fractures will be a hip fracture.
- In 2017 there will be 155 fractures each day among older people in NSW & ACT.

Cost Impact: 2012-2022

- The total direct costs of fractures over the ten years 2013 to 2022 will be \$7.5 billion (2012\$). These costs include ambulance services, hospitalisations and emergency and outpatient departments, rehabilitation, limited aged care and community services.
- In 2017 the total costs of osteoporosis and osteopenia in people in NSW & ACT over 50 years of age will be \$1.1 billion of which \$740 million (67%) relates to the treatment of fractures.
- In 2012 the total costs of osteoporosis and osteopenia in people in NSW & ACT over 50 years of age were \$938 million of which \$635 million (68%) relates to the treatment of fractures.

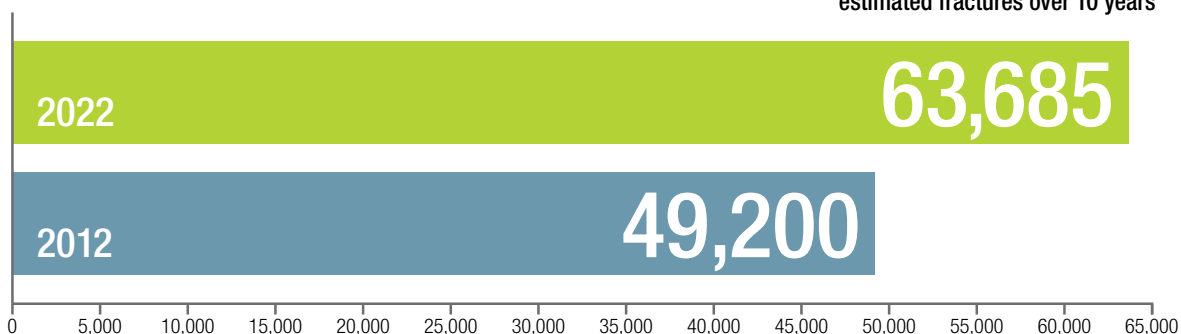
People in NSW & ACT over 50 estimated to have osteoporosis or osteopenia in 2022



Number of fractures due to osteoporosis and osteopenia

569,080

estimated fractures over 10 years



Total direct costs of fractures, 2013-2022 (2012\$) \$millions

\$7.5 billion

total cost over 10 years

